

## GF5 Moulded Lift-Off Hinge

### Features

- Totally corrosion-resistant, for indoor / outdoor use, textured, self-colour finish, and self-colour lubricating - will not seize up or bind
- Doors lift-off fixed pin in bottom half of hinge
- Hinge opens fully forward to 180°, and backward to 45° from horizontal
- Available in left-hand and right-hand versions

### Material

- Body: Moulded in 15% glass-filled nylon, matt black textured finish
- Pin: Stainless steel 303

### Product Performance

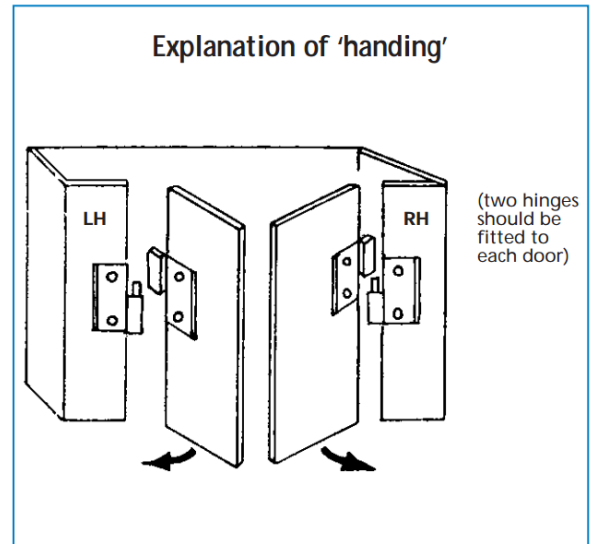
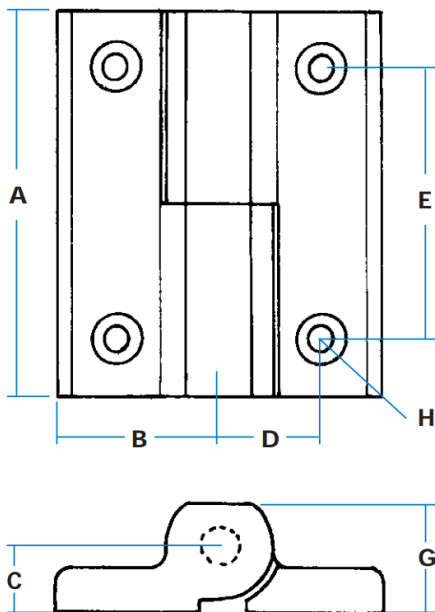

- Axial loading:
  - Maximum recommended: 2,630 N
  - Ultimate: 3,950 N
- Radial loading:
  - Maximum recommended: 760 N
  - Ultimate: 1,1500 N

### Notes

- Plant-on, and secured through countersunk holes in hinge leaf.



**GF5-G01381**  
(left-hand)



| Part No.          | Type       | A  | B  | C  | D  | E  | G  | H                 | Pin Diameter |
|-------------------|------------|----|----|----|----|----|----|-------------------|--------------|
| <b>GF5-G01380</b> | Right-hand | 74 | 30 | 12 | 18 | 51 | 20 | 5 mm,<br>c/s 9 mm | 10           |
| <b>GF5-G01381</b> | Left-hand  |    |    |    |    |    |    |                   |              |